



# FEED THE FUTURE

The U.S. Government's Global Hunger & Food Security Initiative

Integrating Gender and Nutrition within Agricultural Extension Services

# UGANDA

## Landscape Analysis

September 2016



Source: Bobby Neptune ([www.feedthefuture.gov](http://www.feedthefuture.gov))



**USAID**  
FROM THE AMERICAN PEOPLE



**INGENAES**  
Integrating Gender and Nutrition  
within Agricultural Extension Services



© INGENAES

This work is licensed under a Creative Commons Attribution 3.0 Unported License.

Users are free:

- To share — to copy, distribute and transmit the work. (without participant contact information)
- To remix — to adapt the work.

Under the following conditions:

- Attribution — users must attribute the work to the authors but not in any way that suggests that the authors endorse the user or the user's use of the work.

Technical editing and production by Joyous Tata and Amanda Childress-Kannan.

*This report was produced as part of the United States Agency for International Development (USAID) and US Government Feed the Future project “Integrating Gender and Nutrition within Extension and Advisory Services” (INGENAES).*

[www.ingenaes.illinois.edu](http://www.ingenaes.illinois.edu)

Leader with Associates Cooperative Agreement No. AID-OAA-LA-14-00008.

*The report was made possible by the generous support of the American people through USAID. The contents are the responsibility of the authors and do not necessarily reflect the views of USAID or the United States government.*

# **UGANDA** Landscape Analysis

First Edition published in September, 2016

Prepared by: Michael Wallace, University of California, Davis

## Acronyms

<b>AERC</b>	African Economic Research Consortium
<b>ACDI</b>	Agricultural Cooperative Development International
<b>AGRUFIN</b>	Agriculture and Rural Finance Programme
<b>ATAAS</b>	Agricultural Technology and Agribusiness Advisory Service
<b>AVSI</b>	Association of Volunteers in International Service
<b>CEDAW</b>	Convention on the Elimination of All Forms of Discrimination against Women
<b>CIAT</b>	International Center for Tropical Agriculture
<b>CIP</b>	International Potato Center
<b>DSIP</b>	Development Strategy Investment Plan
<b>FANTA</b>	Food and Nutrition Technical Assistance
<b>FAO</b>	Food and Agriculture Organization
<b>GGI</b>	Gender Gap Index
<b>GHI</b>	Global Health Index
<b>GOU</b>	Government of Uganda
<b>ICT</b>	Information and Communication Technologies
<b>IFPRI</b>	International Food Policy Research Institute
<b>MAAIF</b>	Ministry of Agriculture, Animal Industry and Fisheries
<b>NARO</b>	National Agricultural Research Organization
<b>NAADS</b>	National Agricultural Advisory Services
<b>NBER</b>	National Bureau of Economic Research
<b>NDP</b>	National Development Plan
<b>OECD</b>	Organization for Economic Co-Operation and Development
<b>OFSP</b>	Orange-Fleshed Sweet Potato
<b>PEAP</b>	Poverty Eradication Action Plan
<b>PIN</b>	Production for Improved Nutrition
<b>PMA</b>	Plan for Modernizing Agriculture
<b>RWANU</b>	Resiliency through Wealth, Agriculture, and Nutrition Project
<b>RUFT</b>	Ready-to-Use Therapeutic Foods
<b>SIGI</b>	Social Institutions and Gender Index
<b>SUN</b>	Scaling Up Nutrition

<b>UBOS</b>	Uganda Bureau of Statistics
<b>UNAP</b>	Uganda Nutrition Action Plan
<b>URC</b>	University Research Company
<b>USADF</b>	United States African Development Foundation
<b>USAID</b>	United States Agency for International Development
<b>UWOPA</b>	Uganda Parliamentary Women's Association
<b>VOCA</b>	Volunteers in Overseas Cooperative Assistance
<b>WFP</b>	World Food Project

## Table of Contents

Introduction .....	1
Country Background.....	2
Geography, Culture and Economy.....	2
Agriculture .....	3
Gender Equality and Agriculture.....	4
Nutrition .....	6
Agriculture Extension Services .....	7
USAID Country Development Cooperation Strategy (CDCS) .....	8
Feed the Future Multi-Year Strategy, 2011 – 2015 .....	8
Active USAID and Feed the Future Funded Projects in Uganda.....	10
Active Non-U.S.-Government-Funded Initiatives in Uganda.....	12
References.....	14
Appendix A: Rainfall Patterns in Uganda.....	17
Appendix B: Land Use in Uganda.....	18
Appendix C: Gender Gap Index .....	20
Appendix D: USAID/Uganda Country Development Cooperation Strategy Framework.....	21
Appendix E: Active USAID and Feed the Future Funded Projects in Uganda.....	22
Appendix F: Active Non-U.S.-Government-Funded Initiatives in Uganda.....	26

## Introduction

The Integrating Gender and Nutrition within Agricultural Extension Services (INGENAES) project is funded through the Bureau for Food Security of the United States Agency for International Development (USAID) to support the Presidential Feed the Future initiative, which strives to increase agricultural productivity and the incomes of both men and women in rural areas who rely on agriculture for their livelihoods.

This landscape study provides an overview of Uganda's agriculture, a review of the country's extension system, and information on the prevalence of poverty, nutrition, and gender-related issues in Uganda with a special focus on rural areas. In addition, it summarizes the country's current agricultural and nutrition policy and reviews several on-going projects related to agricultural extension, gender and nutrition by USAID and other technical and financial partners in the country.

INGENAES supports the development of improved extension and advisory services (EAS) to reduce gender gaps in agricultural extension services, increase empowerment of women farmers, and improve gender and nutrition integration within extension services. The program aims to directly and indirectly assist multiple types of stakeholders within a country, such as farmers, producer groups, cooperatives, policy makers, technical specialists, development non-governmental organization (NGO) practitioners, and donors, with the overall goal of empowering women and engaging men.

INGENAES efforts will strengthen the capacity of key stakeholders and provide the fora and networks for them to coordinate and reach agreement on policies and strategies to implement improved EAS that better meet the needs of men and women farmers. While the INGENAES project will not directly monitor beneficiary impact, it will focus on changes in institutions that directly impact men and women who access agricultural information, training, technologies and nutrition information.

INGENAES will strengthen institutions by identifying their needs and strengthening their capacity to effectively integrate gender- and nutrition-sensitive information and activities into agricultural extension systems with the aim to promote gender equality, improve household nutrition, and increase women's incomes and, subsequently, household food security. Based on the identification of four main gaps in extension services in terms of gender and nutrition integration, INGENAES activities are divided into the following action areas:

- Building more robust, gender-responsive, and nutrition-sensitive institutions, projects, and programs capable of assessing and responding to the needs of both men and women farmers through EAS;
- Identifying and scaling proven mechanisms for delivering improved EAS to women farmers;
- Disseminating technologies that improve women's agricultural productivity and increase household nutrition; and,
- Applying effective, nutrition-sensitive extension approaches and tools for engaging both men and women.

Indicative activities of the INGENAES project include: learning exchanges, assessments, curricula development, training into action, mentoring relationships, internship experiences, and networks that focus on identifying gender-responsive and nutrition-sensitive innovations that can be promoted by EAS organizations and adopted by men and women farmers. Developing these outputs collaboratively with agricultural extension experts and other partners will transform extension-relevant institutions working directly with men and women farmers.

In each country, INGENAES will examine relationships, identify the key change actors, build their capacity, and provide them the incentives to make changes (e.g., set new policies, employ new management practices, modify organizational structures, make changes in practice, and adopt innovations). The key actors will vary from country to country, although policy makers, the Ministries of Agriculture and Health, NGOs, the private sector, and of course, women farmers, are likely to be involved in most countries. Key actors will be identified as part of the needs and scoping assessments.

The consortium gathers information and key contacts to develop a landscape study of the agricultural sector in that country: a description of the pluralistic extension system, nutrition-related initiatives, and gender issues. The landscape study is intended as a preparatory tool and handy reference document for work in country. Each landscape study will be updated periodically as INGENAES continues to engage in that country and identifies new key contacts, organizations, and initiatives.

## Country Background

This section will provide an overview of Uganda's geography, culture, economy, agriculture, gender equity, and nutrition as it relates to the Feed the Future Initiative and INGENAES.

### Geography, Culture and Economy

Uganda is a landlocked country located in East Africa that borders Kenya, South Sudan, Tanzania, Rwanda and the Democratic Republic of the Congo. Its total population exceeds 37.1 million people with a total land area of 197,100 km<sup>2</sup> and total water area of 43,938 km<sup>2</sup> (CIA, 2016). Much of Uganda's water area comes from Lake Victoria, which makes up 13 percent of Uganda's total territory. Annual rainfall in the country is generally split between two rainy seasons, and varies between 750mm in the north-east to 1,500mm around Lake Victoria and the eastern highlands (see Appendix A for an average annual rainfall map of Uganda). Uganda's first rainy season begins in March or May and typically provides more rainfall than the second rainy season, which begins in September or November (WFP, 2016). The start of the rainy seasons can shift by 15 to 30 days from an average year, making it difficult for farmers to determine the best time for planting. Overall, temperatures are moderate, ranging from 25 – 35°C (USAID, 2013).

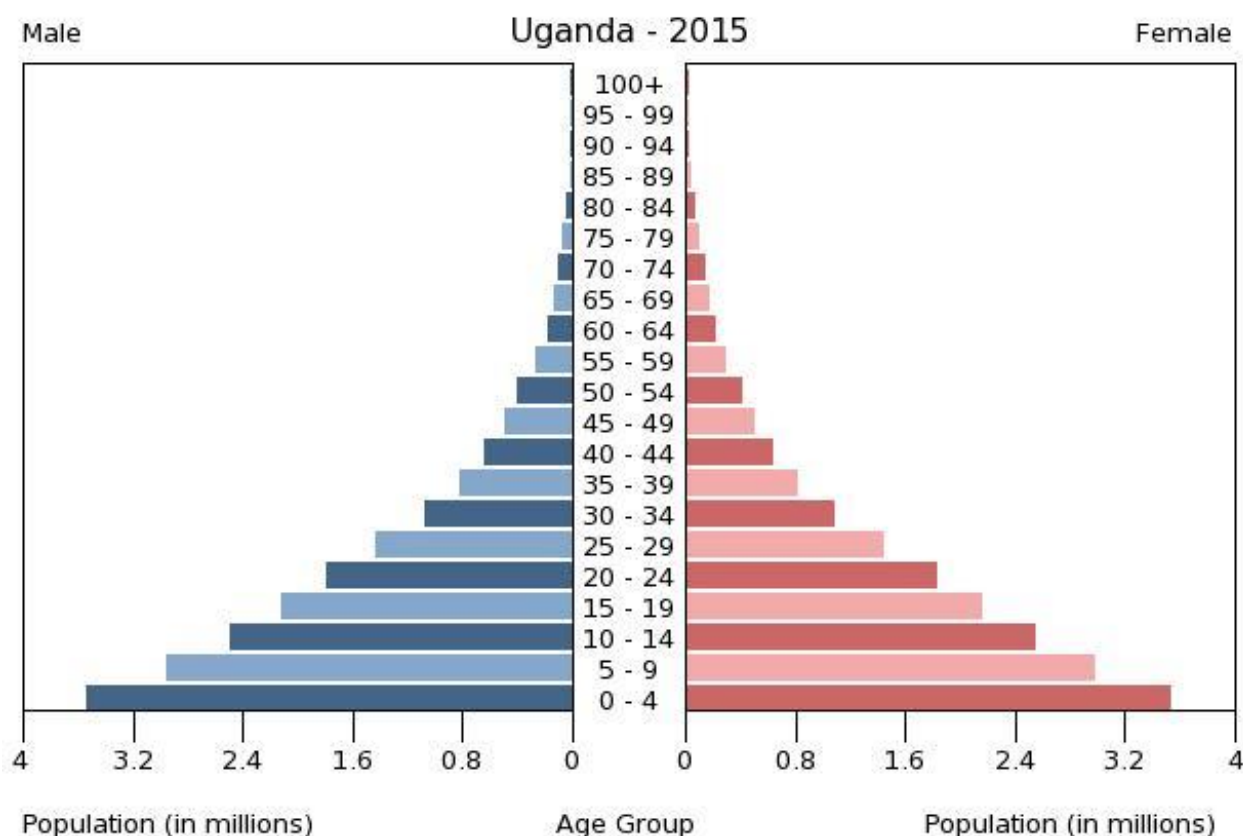
Uganda is an ethnically diverse country. The top four ethnic groups in Uganda by population are the Baganda (16.9 percent), Banyankole (9.5 percent), Basoga (8.4 percent)



**Figure 1. Map of Uganda**  
Source: CIA World Factbook (2016)



and the Bakiga (6.9 percent). English is the official language of Uganda, but most Ugandans speak a Niger-Congo language, with Luganda being the most prevalent. Swahili and Arabic are common in some regions of Uganda as well. The vast majority of Ugandans are Christians, who make up 84 percent of the total population. As seen in Figure 2, Uganda has an overwhelmingly young population, with 69.5 percent under the age of 24 and 48.5 percent under the age of 14. (CIA, 2016).



**Figure 2. Population Pyramid of Uganda. Source: CIA World Factbook (2016)**

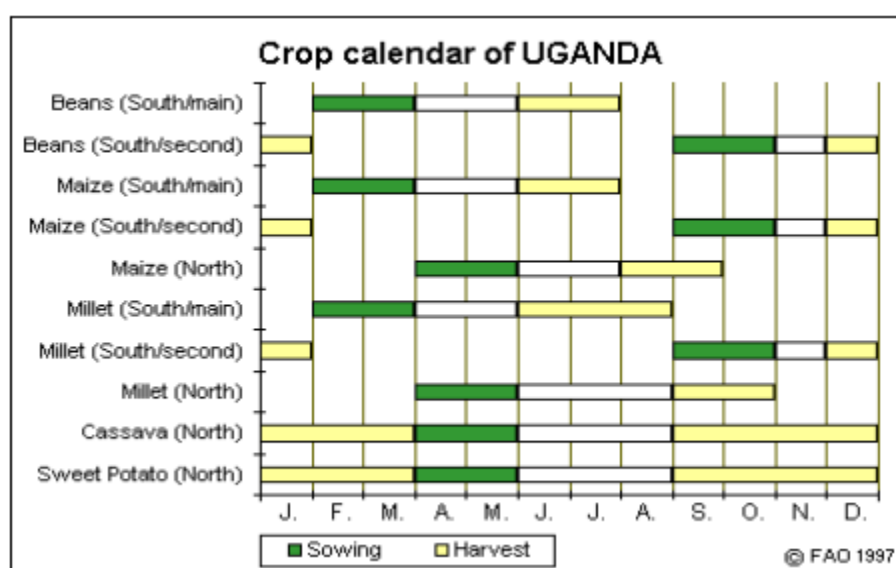
With 75 percent of the population living in rural areas, the majority of households in Uganda rely on subsistence agriculture. However, 40 percent of rural households also operate non-crop enterprises, mainly in trade and manufacturing (NBER, 2010). Despite being the major economic activity in Uganda, agriculture only accounts for 25 percent of the country's GDP (WFP, 2016). The service sector accounts for the majority of GDP, making up 51.4 percent of Uganda's economy. Industry is the third largest economic activity, contributing to 22.3 percent of total GDP. (CIA, 2016) Overall, Uganda had a GDP per capita of \$2,000 USD in 2014 (CIA, 2016), which was higher than the total GDP per capita of Sub-Saharan Africa (World Bank, 2016). Despite this, 52 percent of Ugandans live on less than \$1USD per day, and 31 percent live below the national poverty line (FAO, 2010).

## Agriculture

Over 96 percent of all farmers in Uganda are considered smallholders and contribute 75 percent of the country's total agricultural production (WFP, 2016). Only 20 percent of households in Uganda farm on more than 5 acres of land, with only 7 percent farming on more than 10 acres. The top ten crops produced in Uganda are beans, cassava, sweet potatoes, coffee, groundnuts, maize, millet, sorghum, sesame and matoke (a cooking banana) (NBER, 2010). These crops are produced across seven agro-ecological zones, as can be seen in Appendix B (Shivley and Hao, 2012). Most of Uganda's agricultural

production is consumed domestically, and only 1.7 percent of the country's total calorie consumption comes from imported food (NBER, 2010). A household survey by Ellis and Bahigwa (2001) found that 66.5 percent of beans, 88 percent of cassava, 94 percent of sweet potatoes, 84 percent of groundnuts, 64 percent of maize, and 87 percent of millet produced in Uganda is directly consumed by the producer's household. Many households are forced to sell surplus food immediately after harvest, when crop prices are lowest, due to inadequate storage facilities (WFP, 2016). This also leads to a hunger season from June to August, when savings and food stores run low while farmers wait to harvest the year's first crop (FAO, 2010).

Figure 3 shows a complete crop calendar for Uganda. Most farmers in Uganda plant two seasons of crops that coincide with the rains (FAO, 2010). Both rainy seasons are subject to large variability that can damage crops and decrease household incomes. The first rainy season is typically prone to having more rainfall than average, while the second rainy season tends to have less. (Asiimew and Mpuga, 2007) Northern Uganda, however, does not receive two rainy seasons, and can only plant one crop season beginning in mid-April to May (FAO, 2010).



**Figure 3. Crop calendar of major crops grown in Uganda. Source: FAO (2010)**

In addition to staple crops, Uganda has a small export market for agricultural products, with growing potential. Cash crops such as coffee, tea, sugar and cotton make up 8 percent of the country's total area under cultivation. Uganda is also a net exporter of pulses and fish (NBER, 2010). Many farmers are unable to enter the export market due to limited access to credit, poor market information, and an inability to meet international standards (WFP, 2016).

Many households in Uganda also own livestock on a small scale. A survey by the Uganda Bureau of Statistics found that about 46 percent of Ugandan households own chickens, 20 percent own at least one head of cattle, and 30 percent own at least one goat. (NBER, 2010). More information on livestock production and land uses in Uganda can be found in Appendix B.

## Gender Equality and Agriculture

One measurement of gender equality is the annual Gender Gap Index (GGI) written by the World Economic Forum. This report measures gaps in the access to resources and opportunities between genders within a country and compares them to other countries around the world. These gaps are measured through four categories: Political Empowerment, Economic Participation and Opportunity,

Health and Survival, and Educational Attainment. Each category is made up of a list of weighted indicators, and each country is given a final score between 0.00 (inequality) and 1.00 (equality) based on the scores in their categories (WEF, 2015).

Out of 145 countries measured in the 2015 Global Gender Gap Report, Uganda ranked 58<sup>th</sup>, with a score of .708 (scores range 0-1, 1 being the highest and representing a fully closed gender gap). Uganda's neighbors, Kenya and Tanzania, had slightly higher scores of .719 and .718 respectively. Uganda achieved its highest ranking in the Health and Survival category, where sex ratio at birth and healthy life expectancy indicators both showed complete equality between females and males. However, Uganda is lacking in all other categories. In Educational Attainment, Uganda ranked 117<sup>th</sup> due to gaps in literacy rates, and in secondary education attendance (WEF, 2015). In its Social Institutions and Gender Index (SIGI), the Organization for Economic Co-Operation and Development (OECD) found that only 49 percent of Ugandan women are literate compared to 69 percent of men. Part of this discrepancy can be accounted for by discriminatory practices that promote early marriage among girls, despite Uganda's constitutional age of consent being set at 18 for both men and women. Overall, an estimated 50 percent of women in Uganda were married before the age of 18, with estimates of early marriage ranging as high as two in every three women in some central and northern sub-regions (OECD, 2015).

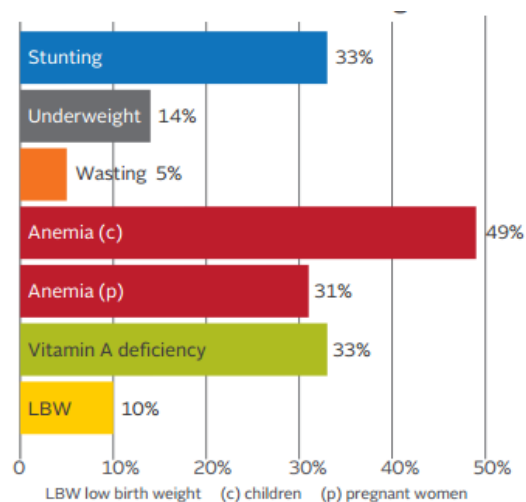
Although it received the lowest ranking in the Political Empowerment category (WEF, 2015), Uganda actually has one of the highest rates of women holding political office among East African countries (OECD, 2015). Due to constitutional provisions and the 2006 Electoral Law, women held 35 percent of seats in the national parliament and 32 percent of parliamentary committee chairs in 2014. These quotas also affect regional offices, where 42 percent of district counsellors are women (OECD, 2015).

Uganda also received a low score in the Economic Participation and Opportunity Category. According to the index, Ugandan women actively participate in the work force, but are not compensated at the same wage as men and may be limited to low-skill jobs. Uganda's 2015 Gender Gap Index can be found in Appendix C.

Many gender inequalities also exist in agricultural production, particularly within household labor allocation and land ownership. According to one estimate, women contribute 70-75 percent of total agricultural labor, and are involved in 55 percent of land preparation, 65 percent of planting, and about 90 percent of weeding and food processing (Opio, 2003), although they own only eight percent of farm land and are generally not allowed to make decisions regarding household production (USAID, 2016). Men are typically more involved in marketing and cash crop production, although women may also contribute up to 50 percent of labor in cash crop systems. Production technologies, such as animal traction or motorized tilling, are unequally shared within the household, with men being the main beneficiaries. Women may also have limited access to agriculture information, as some husbands will not allow their spouse to speak with male extension agents (Opio, 2003). Finally, any agricultural interventions in Uganda will have to consider traditional labor allocations and technology dissemination within the household to make sure women are not overburdened.

## Nutrition

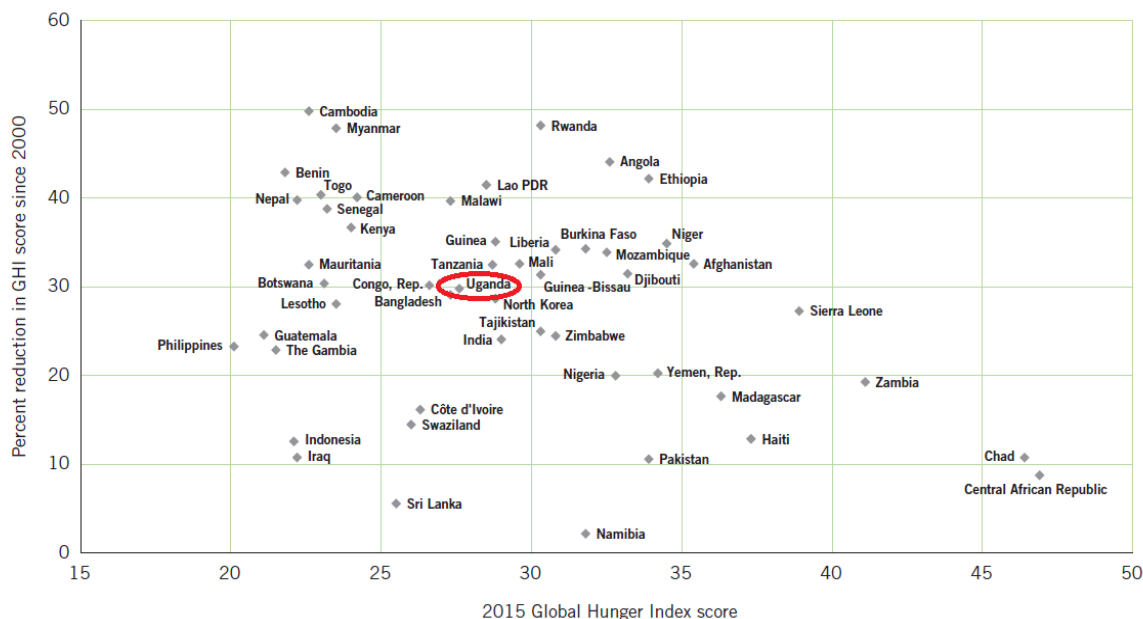
According to International Food Policy Research Institute's (IFPRI) Global Hunger Index (GHI), overall hunger in Uganda has been steadily decreasing since 1990 based on undernourishment, child wasting, child stunting, and child mortality indicators (see Figure 5 below). However, hunger in Uganda is still considered serious, with 25.5 percent of the population undernourished, 33.7 percent of children under five stunted, and a child mortality rate of 6.6 percent (IFPRI, 2015). Malnutrition is the underlying cause of 60 percent of deaths for children under the age of five (USAID, 2016). An estimated 27 percent of women in Uganda are considered anemic (SUN, 2015), although rates among pregnant women and children are much higher as can be seen from Figure 4.



**Figure 4. Prevalence of malnutrition in Uganda. Source: USAID (2014)**

Hunger and food insecurity rates vary across Uganda, with the most food insecure communities located in the northern region. Despite having a stable government since 1986, the northern region of Uganda is still recovering from a 21 year armed conflict involving the Lord's Resistance Army, which ended in 2001. The armed conflict, coupled with the region's limited rainfall, has led to widespread food insecurity, particularly in the Karamoja region. Children under the age of 5 are particularly burdened in Karamoja – 32 percent are underweight, 45 percent are experiencing stunting, and 7.1 percent are experiencing wasting. The World Food Programme estimates that more than 100,000 people in the region will require treatment for malnutrition in the upcoming years. Uganda also hosts half a million refugees from South Sudan, the Democratic Republic of Congo, and Burundi due to political instabilities in those countries, which further complicates food security issues (WFP, 2016).

Even the most agriculturally productive regions of Uganda experience malnutrition and food insecurity. Although Uganda supplies enough dietary energy to meet its population's requirements, it does not produce enough lipids and proteins to meet lower recommendation limits for nutrition (FAO, 2010). This can be seen in the southwest region of Uganda, known as the country's "food basket," which has one of the highest stunting rates despite being a major producer of agricultural staples. Increasing household income also does not guarantee improved nutrition. Anemia, Vitamin A deficiency and wasting are all independent of wealth in Uganda, although undernutrition disproportionately affects rural populations (USAID, 2016).



**Figure 5. 2015 Global Hunger Index score with percent reduction since 2000 Source: IFPRI (2015)**

Despite these challenges, Uganda has the political will to improve nutrition and the government has a strong political commitment to enact change. The Uganda Nutrition Action Plan (UNAP) 2011 - 2016 was enacted to address stunting, wasting, anemia, Vitamin A deficiency and low birth weight across the country. The UNAP emphasizes maternal and early childhood care, aiming to disrupt cycles of malnutrition that are passed from malnourished pregnant women to their children. Its primary objectives are to improve household access to diversified foods, promote access to health care, nutrition services, safe water supplies, and sanitation services, protect vulnerable households from shocks by strengthening early warning systems and providing emergency relief services, and enhance institutional frameworks for nutrition programs (UNAP, 2011). In addition to UNAP, the Food Rights Alliance is coordinating the Ministry of Agriculture, Ministry of Education and Ministry of Health to combat malnutrition and address food access issues. This alliance is newly mandated to provide additional leadership to the Food and Agriculture Organization's (FAO) Alliance Against hunger and Malnutrition in Uganda and in the entire East African Region. Additionally, the Office of the Prime Minister has implemented the Agriculture Sector Development Strategy and Investment Plan (DSIP), which is directly supported through the Global Agriculture and Food Security Program. This program will provide grants to other ministries to help close the gap between nutrition, education and health.

### Agriculture Extension Services

Extension services in Uganda did not begin in earnest until the 1980's, when farmers were encouraged by extension workers to expand their acreage and use improved technologies. These services were provided by four separate ministries until they were consolidated under the Ministry of Agriculture, Animal Industry and Fisheries (MAAIF) in 1991. During this time, extension services were limited to a training and visit approach, where one extension agent was responsible for delivering information on agricultural production, livestock, and fisheries to 1,000 farm families in an assigned area. Farmer field schools and village meetings were also increasingly used to promote new research findings. However, most farmers used radio stations as their main source of agricultural information in 2002. In 2001,

extension services shifted to a demand-based system through the creation of the National Agricultural Advisory Service (NAADS) under the MAAIF (Friis-Hansen and Kisauzi, 2002). The NAADS system promotes the development and use of village-level farmer groups. These groups choose up to three enterprises and services to support with to a sub-county level farm forum, which in turn chooses several enterprise and service priorities to submit to NAADS. Extension agents then use field-technology development sites to demonstrate the selected enterprises to farmers in the groups, and work with non-government organizations or the private sector to provide requested services (AfranaaKwapong and Nkonya, 2015).

When NAADS was initially created, extension services were provided through a mix of public and private entities. In 2008, the National Development Plan (NDP) sought to bring all extension services under NAADS through a new Agricultural Sector Development Strategy Investment Plan (DSIP). However, portions of DSIP were not fully implemented, and some areas of the country's extension services are still provided through private entities and NGO's (AfranaaKwapong and Nkonya, 2015).

Very few studies compare both access to and effectiveness of Uganda's extension services between men and women. A recent study by the World Bank comparing agricultural productivity between male-managed plots and female-managed plots found that low-percentages of both groups used improved seeds, fertilizer, and other chemical inputs on their farms. This may be an indication of the overall limitations of Uganda's current extension system. However, this study also found that women were significantly less likely to plant cash crops than men, and more likely to focus production on household consumption. The major limitation this study found to women's agricultural production was greater child care responsibilities and difficulties in accessing markets, both of which could be addressed through extension services (World Bank, 2015). Another study comparing sweet potato production between male and female-headed households similarly found a lack of access to extension services between both groups. However, the study found that women were less likely to have off-farm income and more often lacked access to credit (Okonya and Kroschel, 2014). While more information is needed to fully understand the extent to which women are limited in accessing extension services, it is clear that additional factors are limiting their agricultural production.

## USAID Country Development Cooperation Strategy (CDCS)

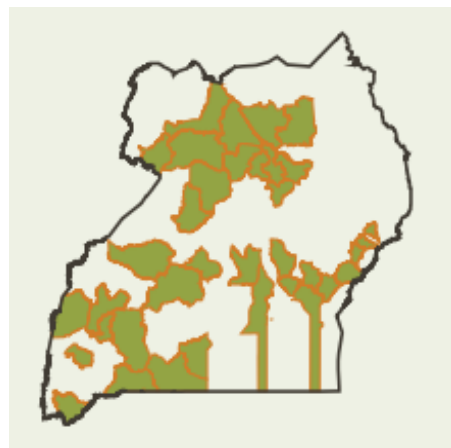
USAID's Country Development Cooperation Strategy 2011 – 2015, developed in collaboration with the Government of Uganda, had three objectives: expand economic growth from the agriculture and the natural resource base in selected areas, make democratic and government systems more accountable, and improve health and nutrition in focus areas (USAID, 2010). The Feed the Future Multi-Year Strategy from 2011 – 2015 was designed to contribute to the first and third development goals by investing in agricultural value chains, improving smallholder production of staple and cash crops through targeted interventions, and addressing nutrition deficiencies through biofortified crops, as will be discussed in more detailed below. The complete CDCS framework can be seen in Appendix D: USAID/Uganda Country Development Cooperative Strategy Framework.

## Feed the Future Multi-Year Strategy, 2011 – 2015

Feed the Future's Multi-Year Strategy from 2011 - 2015 set out to achieve three main objectives: increase agricultural productivity and smallholder access to markets, improve nutritional status of rural



Ugandans, and integrate nutrition and agriculture at the household level (FTF, 2016b). As seen in Figure 7, Feed the Future Uganda focused on districts in the Southwest, North, and Central Uganda, where there is a high prevalence of stunting and poverty, and high potential for scalable interventions according to the Government of Uganda's priorities (FTF, 2011). This strategy has led to sizable gains in agricultural production and the consumption of nutritious food, and is the backbone to many of Feed the Future's current projects in Uganda (FTF, 2016b).



**Figure 6. Locations of Feed the Future Projects Source: FTF, 2016b**

To boost agricultural production and increase household income among rural Ugandans, Feed the Future focused on maize, coffee and bean production and value chains in Southwest and Central Uganda (FTF, 2011). Feed the Future worked with over 10,000 traders, processors, and input suppliers to improve the services and products offered to farmers. Through its initiatives, Feed the Future added \$3 million in private-sector investments to Uganda's agriculture sector, benefiting more than 440,000 rural households. Feed the Future focused much of its efforts on increasing maize production, leading to a 50 percent increase in yields among 100,000 farmers and an average income increase of \$200 per household. By working with farmers to adopt new bean varieties, Feed the Future helped 95,000 bean farmers double their yields since 2011. In addition, Feed the Future's interventions helped 127,320 coffee producers improve their production practices and gain access to markets (FTF, 2016b).

Integrating agriculture and nutrition projects at the household level was an integral part of Feed the Future's Multi-Year Strategy. Feed the Future partnered with public institutions such as HarvestPlus, Makerere University in Kampala and Africa 2000 Network, among others, to introduce bio-fortified crops such as vitamin A-rich orange-fleshed sweet potatoes (OFSP) and iron-rich beans. Over 60,000 farmers have been introduced to these crops through this intervention. The Government of Uganda began its own campaign to expand upon this work and increase access to OFSP in 2015 (FTF, 2016b). These and other nutrition interventions reached 258,000 children in 2014 alone, achieving a 20 percent increase in the number of children ages 6-23 eating a minimally accepted diet from 19 percent to 49 percent (FTF, 2016a).

In its Multi-Year Strategy, Feed the Future recognized the critical role gender plays in the above activities and adopted a gender-sensitive approach to its programs in Uganda. Through its Community Connector project, Feed the Future focused on improving the nutritional status of women and children, and included women in household asset planning. Feed the Future also focused their efforts to connect women's business organizations and women agribusiness owners to national, regional and international markets through value chain development projects. However, the Feed the Future's 2015 Achieving Impact Report did not provide specific information on the effects of its projects on the status of women in Uganda.

## Active USAID and Feed the Future Funded Projects in Uganda

The following table shows major ongoing projects funded through USAID or Feed the Future. For more details on these projects, please refer to Appendix E: Active USAID and Feed the Future Funded Projects in Uganda.

Project Name	Link(s)	Goal	Activities	Contacts
<b>Community Connector</b>	<ul style="list-style-type: none"> <li><a href="http://www.fhi360.org/projects/usaiduganda-community-connector-cc-project">http://www.fhi360.org/projects/usaiduganda-community-connector-cc-project</a></li> <li><a href="https://www.usaid.gov/sites/default/files/documents/1864/USAID-Uganda-Profile.pdf">https://www.usaid.gov/sites/default/files/documents/1864/USAID-Uganda-Profile.pdf</a></li> </ul>	<b>Goal:</b> Reduce poverty by enabling vulnerable households in Uganda to achieve sustainable food and livelihood security through community-level action. This will be achieved through improved nutritional status, especially of women and children, and through sustainable and equitable opportunities for improved livelihoods.	Build on the capacity of local governments, farmers, community-based organizations and private entities to improve nutrition and hygiene, increase access to more diverse foods and increase household income.	Dr. Robert Mwadime (Chief of Party)
<b>FANTA III</b>	<ul style="list-style-type: none"> <li><a href="http://www.fantaproject.org/countries/uganda">http://www.fantaproject.org/countries/uganda</a></li> </ul>	<b>Goal:</b> To support the Government of Uganda in developing and implementing a national nutrition advocacy strategy.	<ul style="list-style-type: none"> <li>Collaborate with stakeholders to develop and implement a national nutrition advocacy strategy</li> <li>Develop nutrition assessment, counseling and support training materials</li> <li>Train nutrition service providers</li> </ul>	Dr. Hanifa Bachou (Project Manager)  Tel: +256 312-266-406
<b>HarvestPlus Partnership</b>	<ul style="list-style-type: none"> <li><a href="http://www.harvestplus.org/sites/default/files/HarvestPlus_CountryBrief_Uganda_0.pdf">http://www.harvestplus.org/sites/default/files/HarvestPlus_CountryBrief_Uganda_0.pdf</a></li> <li><a href="http://www.harvestplus.org/content/orange-sweet-potato-uganda">http://www.harvestplus.org/content/orange-sweet-potato-uganda</a></li> </ul>	<b>Goal:</b> To have more than 400,000 farming households in Uganda growing biofortified crops by 2018.	<ul style="list-style-type: none"> <li>Establish and train local multipliers to produce vines and seeds for fortified crop varieties.</li> <li>Assist with farmer training on seed production, processing, nutrition, post-harvest handling, and marketing, in partnership with other NGO's.</li> </ul>	<a href="mailto:HarvestPlus@cgiar.org">HarvestPlus@cgiar.org</a>
<b>Production for Improved Nutrition (PIN)</b>	<ul style="list-style-type: none"> <li><a href="https://www.usaid.gov/sites/default/files/documents/1864/USAID-Uganda-Profile.pdf">https://www.usaid.gov/sites/default/files/documents/1864/USAID-Uganda-Profile.pdf</a></li> <li><a href="http://pin.reco-industries.com/">http://pin.reco-industries.com/</a></li> <li><a href="http://pin.reco-industries.com/reach/">http://pin.reco-industries.com/reach/</a></li> <li><a href="http://www.urchs.com/projects/product-ion-improved-nutrition-pin">http://www.urchs.com/projects/product-ion-improved-nutrition-pin</a></li> </ul>	<b>Goal:</b> To reduce the burden of undernutrition in Uganda through production and distribution of therapeutic and supplementary foods to meet nutritional and/or regional demand.	<ul style="list-style-type: none"> <li>Support the University Research Co. (URC)'s production of ready-to-use therapeutic food (RUFT) and creation of blended foods for infant and young child complementary feeding.</li> <li>Support the URC's efforts to improve crop quality and market linkages for smallholder farmers.</li> <li>Provide resource and capacity building for RECO Industries' production of RUFT</li> </ul>	



Project Name	Link(s)	Goal	Activities	Contacts
<b>Sustainable Comprehensive Responses (SCORE)</b>	<ul style="list-style-type: none"> <li><a href="http://www.score.or.ug/">http://www.score.or.ug/</a></li> <li><a href="http://www.score.or.ug/uploads/SCORE-end_of_year_4_report.pdf">http://www.score.or.ug/uploads/SCORE-end_of_year_4_report.pdf</a></li> </ul>	<p><b>Goal:</b> To decrease the vulnerability of critically vulnerable children (VC) and their households.</p> <p><b>Objectives:</b></p> <ul style="list-style-type: none"> <li>To improve the food security and nutrition status of VC households</li> <li>To improve the socio-economic status of VC households</li> <li>To increase the availability of Protection of Legal Services for VC households</li> </ul>	<ul style="list-style-type: none"> <li>Link VC households to existing agricultural, nutritional and health services to improve household food production</li> <li>Work with established savings, loans, and insurance organizations to increase their reach</li> <li>Support the functionality of referral network partners, especially by fostering the integration and collaboration between formal and informal child protection services.</li> </ul>	<p>SCORE Secretariat, Plot 1119, Ggaba Road, Kampala, Uganda</p> <p>Tel: +256 414-501-604</p> <p><a href="mailto:secretariat.score@avsi.org">secretariat.score@avsi.org</a></p>
<b>Strengthening Partnerships, Results and Innovations in Nutrition Globally (SPRING)</b>	<ul style="list-style-type: none"> <li><a href="https://www.spring-nutrition.org/countries/uganda">https://www.spring-nutrition.org/countries/uganda</a></li> <li><a href="https://www.usaid.gov/sites/default/files/documents/1864/USAID-Uganda-Profile.pdf">https://www.usaid.gov/sites/default/files/documents/1864/USAID-Uganda-Profile.pdf</a></li> </ul>	<p><b>Goal:</b> To strengthen global and country efforts to scale up high-impact nutrition practices and policies.</p>	<p><b>Activities:</b> Implementation of activities and policies related to large-scale food fortification to address stunting and micronutrient deficiencies, anemia reduction and the introduction of micronutrient powder.</p>	<p><b>Head Office:</b> Plot 36/37 Martyr's Way, Minister's Village, Ntinda, Kampala Tel: +256 750-001-253</p> <p><b>Namutumba Office:</b> Plot 10 Budongo Zone, Muyinda Road, Budongo Village, Namutumba District, Uganda. Tel: +256 392-117-916</p>
<b>U.S. African Development Foundation (USADF)</b>	<ul style="list-style-type: none"> <li><a href="http://www.usadf.gov/country-portfolios/">http://www.usadf.gov/country-portfolios/</a></li> <li><a href="http://www.usadf.gov/countrymap/">http://www.usadf.gov/countrymap/</a></li> </ul>	<p><b>Country Strategy:</b> The program focuses on agricultural grower and producer cooperatives in marginalized areas, as well as Feed the Future sector alignment.</p>	<p><b>Activities:</b> USADF awards small grants for technical assistance and capacity building to cooperatives, community enterprises and grassroots organizations that strengthen local institutions. USADF works with smallholder farmers, the disabled, at-risk youth, women and girls, nomadic populations, and ethnic and religious minorities.</p>	<p>Taibu Nakueira (Country Program Coordinator) Tel: (+256) 414-541836 <a href="mailto:TNakueira@usadf.gov">TNakueira@usadf.gov</a></p>

## Active Non-U.S.-Government-Funded Initiatives in Uganda

The following table has project information for major current initiatives in agriculture, gender and nutrition that are not funding by the U.S. Government. Refer to Appendix F: Active Non-U.S.-Government –Funded Initiatives in Uganda For more details on these projects.

Project Name	Link(s)	Goal	Activities	Contacts
<b>Agriculture Cluster Development Project</b>	<a href="http://www.worldbank.org/projects/PI45037/agriculture-cluster-development-project?lang=en&amp;tab=details">http://www.worldbank.org/projects/PI45037/agriculture-cluster-development-project?lang=en&amp;tab=details</a> -	<b>Goal:</b> To raise on-farm productivity, production, and marketable volumes of maize, beans, cassava, rice and coffee in specific geographic clusters.	<ul style="list-style-type: none"> <li>• Raise farm and agribusiness incomes while proactively ensuring inclusion among women</li> <li>• Improve food security and nutrition in rural and urban areas through intensification of production</li> </ul>	Vincent Rubarema Permanent Secretary, Ministry of Agriculture, Animal Industry and Fisheries  Tel: (+256) 414-320-004 <a href="mailto:ps@agriculture.go.ug">ps@agriculture.go.ug</a>
<b>Agriculture and Rural Finance Programme (AGRUFIN)</b>	<a href="https://www.giz.de/en/worldwide/19361.html">https://www.giz.de/en/worldwide/19361.html</a>	<b>Goal:</b> Increase access to improved financial services among rural actors in agricultural value chains.	<ul style="list-style-type: none"> <li>• Develop financial products through financial intermediaries that address the needs of rural farmers, focusing on value chain development</li> <li>• Develop information and communication technologies (ICT) that will promote access to financial services</li> <li>• Provide education on financial literacy through schools, the media, local associations, and informal local groups</li> </ul>	Dirk Steinwand  <a href="mailto:dirk.steinwand@giz.de">dirk.steinwand@giz.de</a>
<b>Agricultural Technology and Agribusiness Advisory Service (ATAAS)</b>	<ul style="list-style-type: none"> <li>• <a href="http://www.worldbank.org/projects/PI09224/agricultural-technology-agribusiness-advisory-services?lang=en&amp;tab=overview">http://www.worldbank.org/projects/PI09224/agricultural-technology-agribusiness-advisory-services?lang=en&amp;tab=overview</a></li> <li>• <a href="http://www.naads.or.ug/d ata/program/2/ATAAS-Project">http://www.naads.or.ug/d ata/program/2/ATAAS-Project</a></li> </ul>	<b>Goal:</b> To increase agricultural productivity and incomes of participating households by improving the performance of agricultural research and advisory service systems in Uganda.	<ul style="list-style-type: none"> <li>• Develop improved agricultural technologies</li> <li>• Invest in long-term PhD and MSc training and capacity building within NARO</li> <li>• Construct new buildings and rehabilitate existing structures within NARO and NAADS</li> <li>• Increase the number of new improved seed varieties accessible by farmers</li> </ul>	Joseph Oryokot  Team Leader
<b>Enhancing Smallholder Family Nutrition Project</b>	<ul style="list-style-type: none"> <li>• <a href="http://brac.net/uganda-programmes/item/735-agriculture-and-food-security">http://brac.net/uganda-programmes/item/735-agriculture-and-food-security</a></li> <li>• <a href="http://www.worldbank.org/en/news/feature/2015/12/16/a-sweet-potato-solution-to-malnutrition">http://www.worldbank.org/en/news/feature/2015/12/16/a-sweet-potato-solution-to-malnutrition</a></li> </ul>	<b>Goal:</b> To improve the nutrition of an estimated 19,200 vulnerable smallholder households by promoting the cultivation and consumption of nutrient-rich crops, including orange flesh sweet potatoes	<ul style="list-style-type: none"> <li>• Demonstration and research plots have been established in Lukaya, Kyotera, Kabwohe and Ibanda</li> <li>• Variety selections and multiplication of OFSP vines have been completed</li> </ul>	BRAC Uganda  Plot-90, Busingiri Zone, Off Entebbe Road, Nyanam, Kampala, Uganda.  Tel: (+256) 414-270-978 <a href="mailto:mouzunder.ak@brac.net">mouzunder.ak@brac.net</a>

Project Name	Link(s)	Goal	Activities	Contacts
<b>The Hunger Project</b>	<a href="http://www.thp.org/our-work/where-we-work/africa/uganda/">http://www.thp.org/our-work/where-we-work/africa/uganda/</a>	<b>Goal:</b> To end hunger and poverty by pioneering sustainable, grassroots, women-centered strategies and advocating for their widespread adoption	<ul style="list-style-type: none"> <li>• Mobilize communities to form microfinance cooperatives</li> <li>• Implement programs on food security, health and nutrition, water sanitation, literacy and education, and women's empowerment</li> <li>• Promote community-driven self-reliant programs that empower members to find viable solutions of providing basic needs</li> </ul>	Country Office Tel: + (256) 414-232-060, or contact Country Director Dr. Daisy Owomugasho by email through <a href="http://www.thp.org/our-work/where-we-work/africa/uganda/contact-uganda/">http://www.thp.org/our-work/where-we-work/africa/uganda/contact-uganda/</a>
<b>Lutheran World Relief Projects</b>	<ul style="list-style-type: none"> <li>• <a href="http://programs.lwr.org/africa/uganda/sente">http://programs.lwr.org/africa/uganda/sente</a></li> <li>• <a href="http://programs.lwr.org/africa/uganda/gender">http://programs.lwr.org/africa/uganda/gender</a></li> <li>• <a href="http://programs.lwr.org/africa/uganda/coffee">http://programs.lwr.org/africa/uganda/coffee</a></li> <li>• <a href="http://programs.lwr.org/africa/uganda/smart">http://programs.lwr.org/africa/uganda/smart</a></li> <li>• <a href="http://programs.lwr.org/africa/uganda/agresults">http://programs.lwr.org/africa/uganda/agresults</a></li> <li>-</li> </ul>	<b>Projects:</b> Legume Seeds Pilot, Sustainable Enterprises for Trade Engagement (SENTE), Sustainable Marketing of Arabica through Technology (SMART), Supporting Farming as a Family Business: Gender Equitable Approach	<b>Objectives:</b> <ul style="list-style-type: none"> <li>• Improve the quantity and quality of Arabic coffee produce by over 6,000 smallholder farmers</li> <li>• Increase the marketing capacity of smallholder bean, coffee and maize farmers in Masaka District</li> <li>• Identify and address gender-based constraints through marketing, advisory and financial services</li> <li>• Increase smallholder farmer access to quality, certified legume seeds through private sector investments</li> </ul>	Kenneth Barigye Country Director  <a href="mailto:kbarigye@lwrearo.org">kbarigye@lwrearo.org</a>
<b>Mentoring Women for Effective Political Representation</b>	<a href="http://www.uwopa.or.ug/page/projects">http://www.uwopa.or.ug/page/projects</a>	<b>Goal:</b> Build the capacity of grassroots women and girls to take up leadership positions both at the local and national levels.	<ul style="list-style-type: none"> <li>• Mentor 300 women for participation in political leadership at the local and national levels</li> <li>• Create 4 forums for networking and shared learning among women parliamentarians and women at the local level</li> <li>• Empower 20 women leaders to mentor aspiring leaders at the local and national levels</li> </ul>	<a href="mailto:uwopa@parliament.go.ug">uwopa@parliament.go.ug</a> ; <a href="mailto:info@uwopa.or.ug">info@uwopa.or.ug</a>
<b>Uganda Nutrition Action Plan, 2011 - 2016</b>	<a href="http://www.unicef.org/uganda/Nutrition_Plan_2011.pdf">http://www.unicef.org/uganda/Nutrition_Plan_2011.pdf</a>	<b>Goal:</b> To ensure all Ugandans are properly nourished so they can live healthy and productive lives.	<ul style="list-style-type: none"> <li>• Improve access to and utilization of services related to maternal, infant and young child nutrition</li> <li>• Enhance consumption of diversified diets</li> <li>• Protect households from the impact of shocks and other vulnerabilities that affect their nutritional status</li> <li>• Strengthen the policy, legal and institutional frameworks and the capacity to effectively plan, implement, monitor, and evaluated nutrition programs</li> </ul>	Government of Uganda's Office of the Prime Minister

## References

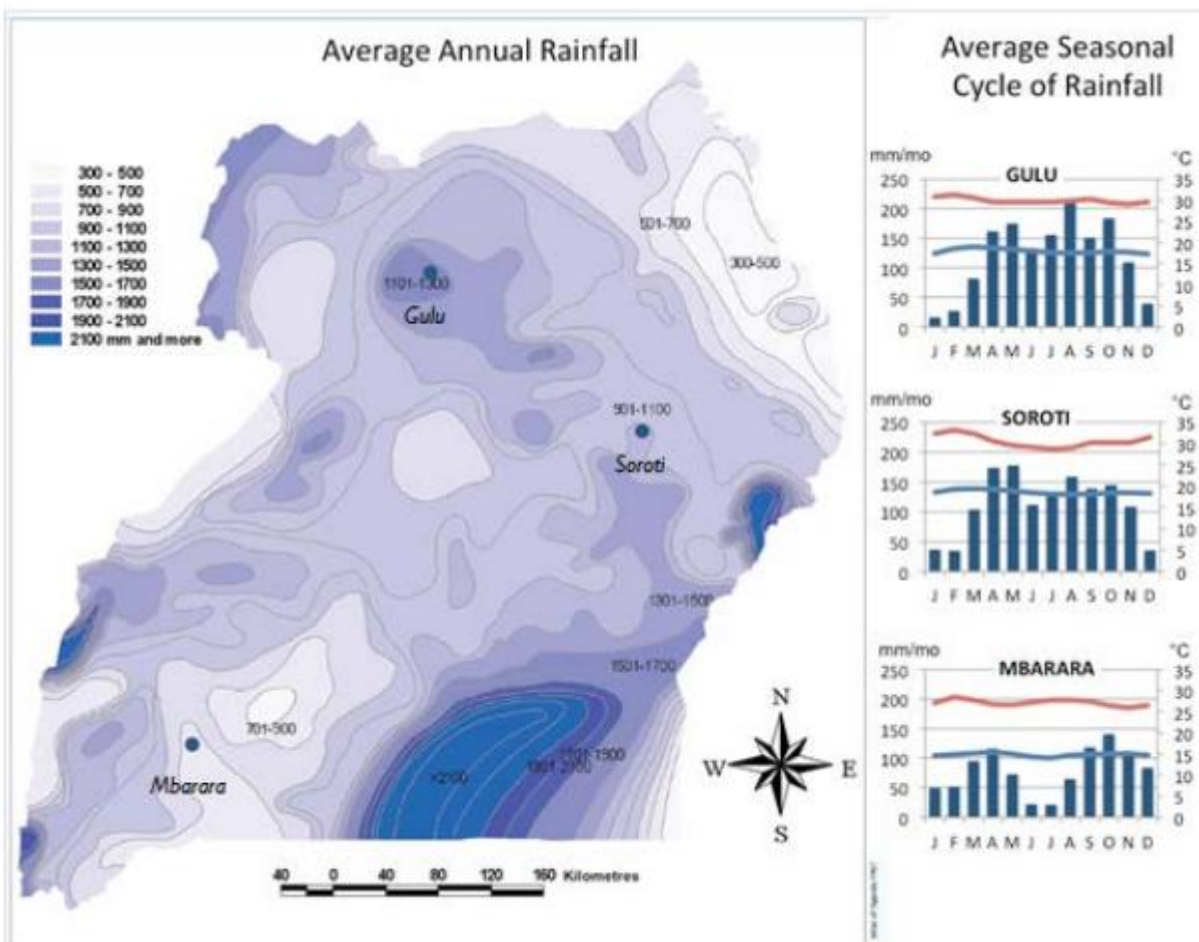
- Asiimwe, John Bosco, and Paul Mpuga. (2007). *Implications of Rainfall Shocks for Household Income and Consumption in Uganda*. Nairobi, Kenya: The African Economic Research Consortium (AERC)  
Retrieved from: [http://dspace.africaportal.org/jspui/bitstream/123456789/32208/1/RP\\_168.pdf?1](http://dspace.africaportal.org/jspui/bitstream/123456789/32208/1/RP_168.pdf?1)
- CIA. (2016). *The World Factbook*. Washington, DC: Central Intelligence Agency. Retrieved from:  
<https://www.cia.gov/library/publications/the-world-factbook/geos/ug.html>
- Convention on the Elimination of All Forms of Discrimination (CEDAW). (2009). *Uganda State Report*. Rep. no. 7. United Nations Retrieved from:  
[http://tbinternet.ohchr.org/\\_layouts/treatybodyexternal/Download.aspx?symbolno=CEDAW%2fC%2fUGA%2f7&Lang=en](http://tbinternet.ohchr.org/_layouts/treatybodyexternal/Download.aspx?symbolno=CEDAW%2fC%2fUGA%2f7&Lang=en)
- Ellis, Frank, and Godfrey Bahigwa. (2003). *Livelihoods and Rural Poverty Reduction in Uganda*. Great Britain: World Development 31.6: 997-1013.
- FAO. (2010). *Nutrition Country Profile: The Republic of Uganda*. Retrieved from:  
<ftp://ftp.fao.org/ag/agn/nutrition/ncp/uga.pdf>
- IFPRI. (2015). *Global Hunger Index: Armed Conflict and the Challenge of Hunger*. Washington, DC: International Food Policy Research Institute.
- FTF. (2011). *Uganda: FY 2011-2015 Multi-Year Strategy*. Washington, DC: Government of the United States. Retrieved from:  
<https://feedthefuture.gov/sites/default/files/resource/files/UgandaFeedtheFutureMultiYearStrategy.pdf>
- FTF. (2016a). “Countries: Uganda.” *Feed the Future*. Washington, DC: Government of the United States. Web. <https://www.feedthefuture.gov/country/uganda>
- FTF. (2016b). *2015 Achieving Impact: Leadership and Partnership to Feed the Future*. Washington, DC: Government of the United States. Retrieved from:  
[https://feedthefuture.gov/progress2015/assets/2015\\_FTF\\_Progress\\_Report.pdf](https://feedthefuture.gov/progress2015/assets/2015_FTF_Progress_Report.pdf)
- NBER. (2010). *Agriculture, Roads, and Economic Development in Uganda*. Cambridge, MA: National Bureau of Economic Research. Retrieved from:  
<http://www.nber.org/papers/w15863>
- OECD. (2015). *Uganda SIGI Country Report*. Organization for Economic Co-operation and Development.
- Okonya, Joshua Siku and Jürgen Kroschel. (2014). “Gender differences in access and use of selected productive resources among sweet potato farmers in Uganda.” *Agriculture & Food Security*. 3:1. Retrieved from: <http://agricultureandfoodsecurity.biomedcentral.com/articles/10.1186/2048-7010-3-1>

- Opio, F. (2003). *Gender mainstreaming in agriculture with special reference to Uganda: Challenges and prospects*. Uganda: African Crop Science Proceedings. Vol. 6: 699-703.
- Shivley, Gerald, and Jing Hao. (2012). *A Review of Agriculture, Food Security and Human Nutrition Issues in Uganda*. West Lafayette, IN: Department of Economics, Purdue University.
- SUN. (2015). *Uganda*. Rome, Italy: Scaling Up Nutrition. Retrieved from: <http://scalingupnutrition.org/sun-countries/uganda>
- UBS. (2011). *Uganda Census of Agriculture (UCA) 2008/09 at a Glance*. Kampala, Uganda: Uganda Bureau of Statistics.
- UNAP. (2011). *Uganda Nutrition Action Plan 2011 – 2016: Scaling up Multi-Sectoral Efforts to Establish a Strong Nutrition Foundation for Uganda’s Development*. Kampala, Uganda: Government of Uganda. Retrieved from: [http://www.fantaproject.org/sites/default/files/resources/Uganda\\_NutritionActionPlan\\_Nov2011.pdf](http://www.fantaproject.org/sites/default/files/resources/Uganda_NutritionActionPlan_Nov2011.pdf)
- USAID. (2010) *Uganda Country Development Cooperation Strategy*. Washington DC: United States Agency for International Development. Retrieved from: [https://www.usaid.gov/sites/default/files/documents/1860/Uganda\\_Country\\_Development\\_Cooperation\\_Strategy\\_2011-2015.pdf](https://www.usaid.gov/sites/default/files/documents/1860/Uganda_Country_Development_Cooperation_Strategy_2011-2015.pdf)
- USAID. (2013). *Uganda Climate Change Findings*. Washington, DC: United States Agency for International Development. Retrieved from: <https://www.climatelinks.org/resources/uganda-climate-change-findings>
- USAID. (2014). *Working Together for the Future of Uganda*. Washington, DC: United States Agency for International Development. Retrieved from: <http://www.wfp.org/content/working-together-future-uganda>
- USAID. (2016). *Uganda: Nutrition Profile*. Washington, D.C: United States Agency for International Development. Retrieved from: <https://www.usaid.gov/what-we-do/global-health/nutrition/countries/uganda-nutrition-profile>
- WEF. (2015). *The Global Gender Gap Report: 2015*. Geneva, Switzerland: World Economic Forum. Web. Retrieved from: <http://reports.weforum.org/global-gender-gap-report-2015/economies/#economy=UGA>
- World Bank. (2012). *Measuring Financial Inclusion: The Global Findex Database*. Washington, DC: The World Bank. Policy Research Working Paper 6025.
- World Bank. (2015). “Leveling the field for women farmers in Uganda.” *Voices*. Washington, DC: The World Bank. Web. <http://blogs.worldbank.org/voices/leveling-field-women-farmers-uganda>
- World Bank. (2016). *Gender and Economic Growth in Uganda: Unleashing the Power of Women*. Washington, DC: The World Bank. Retrieved from:

[http://siteresources.worldbank.org/INTAFRREGTOPGENDER/Resources/gender\\_econ\\_growth\\_ug.pdf](http://siteresources.worldbank.org/INTAFRREGTOPGENDER/Resources/gender_econ_growth_ug.pdf)

WFP. (2016). *Uganda: Current issues and what the World Food Programme is doing*. Rome, Italy: The World Food Programme. Retrieved from: <http://www.wfp.org/countries/uganda>

## Appendix A: Rainfall Patterns in Uganda



Source: USAID (2013)

## Appendix B: Land Use in Uganda

**Agro-ecological zones in Uganda** Sources: FAO (2010); Shively and Hao (2012)

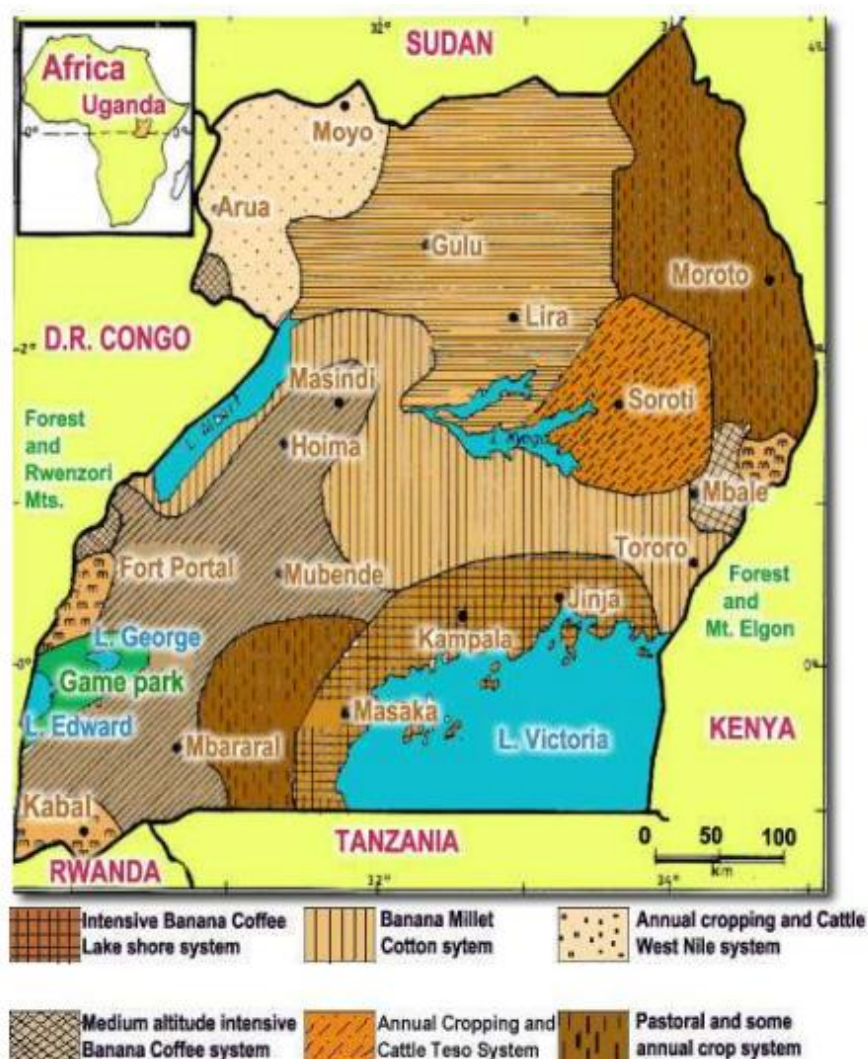
System	Characteristics	Districts
Teso (Eastern Uganda)	Annual crops	Soroti, Kumi, Kaberamaido
High rainfall banana-coffee (Lake Victoria and Western Uganda)	Bananas, Robusta coffee, mixed food crops	Bundibugyo, parts of Hoima, Kabarole, Mbarara, Bushenyi, Mubende, Luweero, Mukono, Masaka, Iganga, Jinja, Kalangala, Mpigi and Kampala
Banana/finger millet/cotton (Western and Eastern Uganda)	Cotton, Robusta coffee, beans and maize	Kamuli, Pallisa, Tororo, parts of Masindi and Luweero
Northern	Cotton, tobacco, finger millet and cassava	Gulu, Lira, Apac, Kitgum
West Nile	Tobacco, cotton, coffee, sorghum and cassava	Moyo, Arua and Nebbi
Montane (mountainous of West and East)	Arabica coffee, bananas, maize, temperate crops	Kabale, Kisoro, parts of Rukungiri, Bushenyi, Kasese, Kabarole, Bundibugyo, Mbarara, Mbale and Kapchorwa
Pastoral (Northeast and Southern Uganda)	Pastoral livestock combined with sorghum and millet	Kotido, Moroto, parts of Mbarara, Ntungamo, Masaka, Ntungamo, Masaka and Rakai



**Land use in Uganda** Source: FAO, 2010

Type of area	Estimate	Unit	Reference period	Source
Total land area	19 710	1000 Ha	2007	FAOSTAT
Agricultural area	65	%	2007	FAOSTAT
Arable lands & permanent crops	39	%	2007	FAOSTAT
Permanent crops	11	%	2007	FAOSTAT
Permanent pasture	26	%	2007	FAOSTAT
Forested land areas	18	%	2005	WB
Irrigated agricultural land	0.03	%	1998	AQUASTAT
Arable & permanent cropland in Ha per agricultural inhabitant	0.3	Ha	2007	FAOSTAT

**Farming systems in Uganda.** Source: Shively and Hao (2012)



## Appendix C: Gender Gap Index

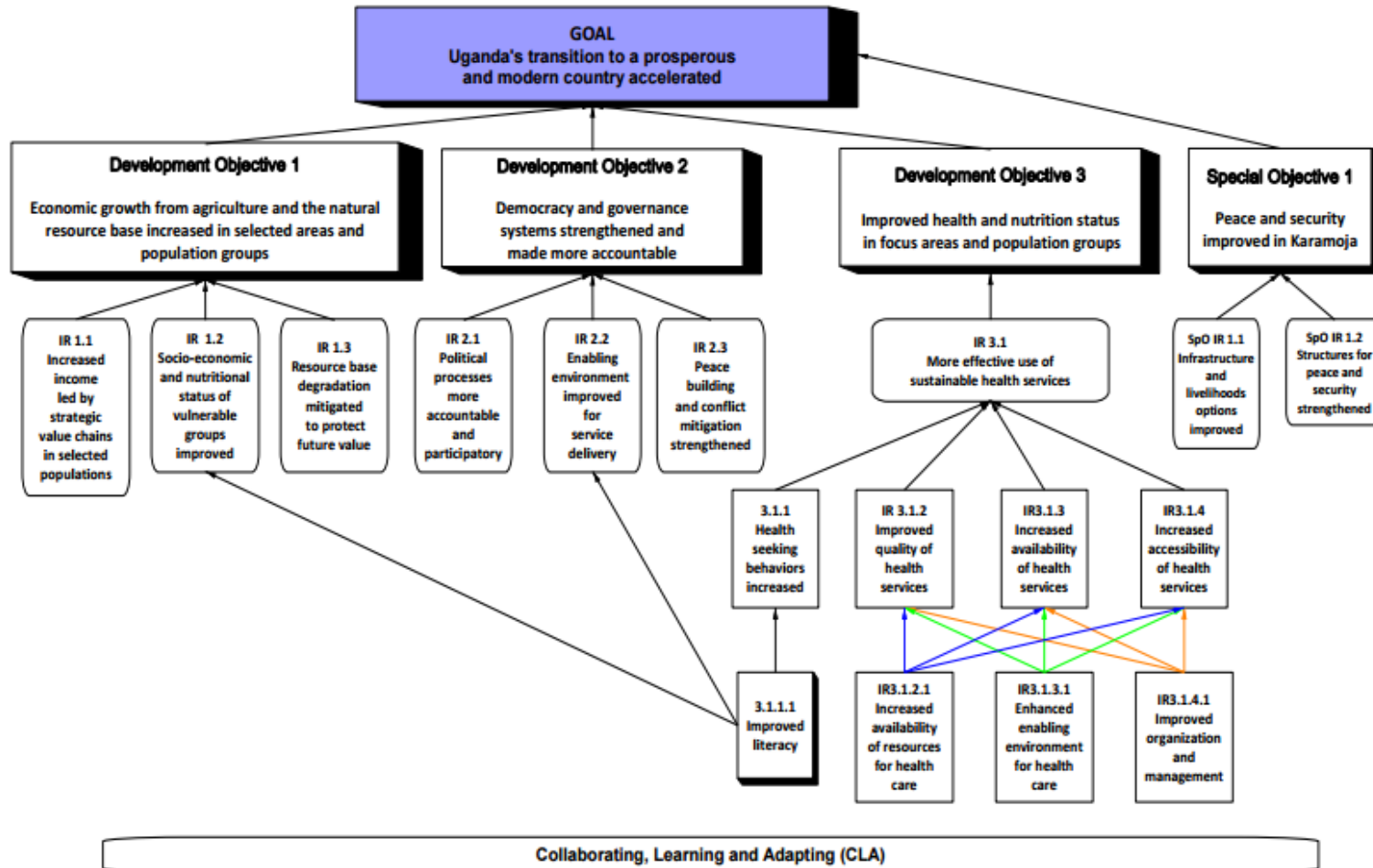
**Uganda's 2015 Gender Gap Index by Category** Source: WEF, 2015

### Country Score Card



## Appendix D: USAID/Uganda Country Development Cooperation Strategy Framework

Source: USAID, 2010



## Appendix E: Active USAID and Feed the Future Funded Projects in Uganda

### **Community Connector:**

#### **Links:**

- <http://www.fhi360.org/projects/usaiduganda-community-connector-cc-project>
- <https://www.usaid.gov/sites/default/files/documents/1864/USAID-Uganda-Profile.pdf>

**Timeline:** 2012 – 2016

**Implementer:** FHI 360

**Locations:** 15 Districts in the northern and southwestern regions

**Goal:** Reduce poverty by enabling vulnerable households in Uganda to achieve sustainable food and livelihood security through community-level action. This will be achieved through improved nutritional status, especially of women and children, and through sustainable and equitable opportunities for improved livelihoods.

**Activities:** Build on the capacity of local governments, farmers, community-based organizations and private entities to improve nutrition and hygiene, increase access to more diverse foods and increase household income.

**Contact:** Dr. Robert Mwadime (Chief of Party)

### **Food and Nutrition Technical Assistance (FANTA) III:**

**Link:** <http://www.fantaproject.org/countries/uganda>

**Implementer:** FHI 360

**Goal:** To support the Government of Uganda in developing and implementing a national nutrition advocacy strategy.

**Activities:** The FANTA III project supports the Government of Uganda in the following areas, among other activities:

- Collaborate with stakeholders to develop and implement a national nutrition advocacy strategy
- Develop nutrition assessment, counseling and support training materials
- Train nutrition service providers
- Strengthen the health system's implementation of nutrition services
- Develop nutrition programming to address Uganda's social development goals and agricultural challenges and opportunities

**Contact:** Dr. Hanifa Bachou (Project Manager) | Tel: (+256) 312-266406 | Plot 15 Kitante Close, PO Box 5768, Kampala, Uganda

### **HarvestPlus Partnership:**

#### **Links:**

- [http://www.harvestplus.org/sites/default/files/HarvestPlus\\_CountryBrief\\_Uganda\\_0.pdf](http://www.harvestplus.org/sites/default/files/HarvestPlus_CountryBrief_Uganda_0.pdf)
- <http://www.harvestplus.org/content/orange-sweet-potato-uganda>

**Partnership:** Feed the Future is partnering with HarvestPlus to promote the production and consumption of orange-fleshed sweet potato (OFSP) and iron-rich beans to address nutrient deficiencies in vitamin A and iron. HarvestPlus is also partnered with the National Agricultural Research Organization (NARO), the International Potato Center (CIP), the Center for Tropical Agriculture (CIAT), Africa 2000 Network, and other NGO partners.

**Locations:** Central, Southwestern, Northern and Eastern Uganda (see link above)

**Goal:** To have more than 400,000 farming households in Uganda growing biofortified crops by 2018.

#### **Activities:**

- Establish and train local multipliers to produce vines and seeds for fortified crop varieties.
- Assist with farmer training on seed production, processing, nutrition, post-harvest handling, and marketing, in partnership with other NGO's.

**Outcomes:** By 2016, over 60,000 farmers have been trained to grow OFSP and iron-rich beans.

**Contact:** [HarvestPlus@cgiar.org](mailto:HarvestPlus@cgiar.org)

### **Production for Improved Nutrition (PIN):**

#### **Links:**

- <https://www.usaid.gov/sites/default/files/documents/1864/USAID-Uganda-Profile.pdf>
- <http://pin.reco-industries.com/>
- <http://pin.reco-industries.com/reach/>
- <http://www.urc-chs.com/projects/production-improved-nutrition-pin>

**Timeline:** 2012 – 2017

**Implementers:** USAID, RECO Industries, University Research, Co.

**Locations:** Southwestern, Western, Northern and Central Uganda, see links above.

**Goal:** To reduce the burden of undernutrition in Uganda through production and distribution of therapeutic and supplementary foods to meet nutritional and/or regional demand.

#### **Objectives:**

- To improve food production, quality control and supply chain management for the distribution of therapeutic and supplementary foods.
- To provide livelihood empowerment of small-scale rural farmers who will supply the raw materials for the production of therapeutic and supplementary foods.
- To support households with vulnerable children in four selected districts.

#### **Activities:**

- Support the University Research Co. (URC)'s production of ready-to-use therapeutic food (RUFT) and creation of blended foods for infant and young child complementary feeding.
- Support the URC's efforts to improve crop quality and market linkages for smallholder farmers.
- Provide resource and capacity building for RECO Industries' production of RUFT

**Resiliency through Wealth, Agriculture and Nutrition (RWANU):**

**Links:** <http://acdivoca.org/our-programs/project-profiles/uganda-resiliency-through-wealth-agriculture-and-nutrition-rwanu>

**Timeline:** 2012 - 2017

**Implementer:** ACDI/VOCA

**Locations:** Districts of Amudat, Moroto, Napak, and Nakapiripirit in Karamoja

**Goal:** To reduce food insecurity among vulnerable populations in south Karajmoja.

**Objectives:**

- To improve access to food for men and women
- To reduce malnutrition in pregnant and lactating women and children under five

**Activities:**

- Increase access to agro-ecologically appropriate seed varieties and planting materials
- Promote gender equity by including both men and women in project activities, facilitating women's participation without overburdening them, and ensuring both men and women engage in remunerative production for the market
- Increase livestock ownership and management among women
- Among others, see link above

**Achieved results:**

- Reached 35,139 vulnerable households with beneficiaries participating in at least one of the program's services
- Supported the formation of 280 farmer groups, 32 honey groups, 30 horticulture groups, and 96 women's livestock groups.
- Formed 279 savings groups with a total of 1,254 savings group members and \$42,992 saved
- Among others, see link above

**Contact:** Chris Hert | [chert@acdivoca.org](mailto:chert@acdivoca.org)

**Sustainable Comprehensive Responses (SCORE):**

**Links:**

- <http://www.score.or.ug/>
- 2015 report: [http://www.score.or.ug/uploads/SCORE-end\\_of\\_year\\_4\\_report.pdf](http://www.score.or.ug/uploads/SCORE-end_of_year_4_report.pdf)
- **Timeline:** 2012 – 2017

**Implementers:** Association of Volunteers in International Service (AVSI), FHI 360, CARE International,

**Goal:** To decrease the vulnerability of critically vulnerable children (VC) and their households.

**Objectives:**

- To improve the food security and nutrition status of VC households
- To improve the socio-economic status of VC households
- To increase the availability of Protection of Legal Services for VC households

**Activities:**

- Link VC households to existing agricultural, nutritional and health services to improve household food production
- Work with established savings, loans, and insurance organizations to increase their reach



- Support the functionality of referral network partners, especially by fostering the integration and collaboration between formal and informal child protection services.

**Contact:** SCORE Secretariat, Plot 1119, Ggaba Road, Kampala, Uganda | Tel: (+256) 414-501-604 | Email: secretariat.score@avsi.org

**Strengthening Partnerships, Results and Innovations in Nutrition Globally (SPRING):**

**Links:**

- <https://www.spring-nutrition.org/countries/uganda>
- <https://www.usaid.gov/sites/default/files/documents/1864/USAID-Uganda-Profile.pdf>

**Locations:**

**Goal:** To strengthen global and country efforts to scale up high-impact nutrition practices and policies.

**Activities:** Implementation of activities and policies related to large-scale food fortification to address stunting and micronutrient deficiencies, anemia reduction and the introduction of micronutrient powder.

**Contact:** Head Office: Plot 36/37 Martyr's Way, Minister's Village, Ntinda, Kampala. Tel: +256 750-001-253 | Namutumba Office: Plot 10 Budongo Zone, Muyinda Road, Budongo Village, Namutumba District, Uganda. Tel: (+256) 392-117-916

**U.S. African Development Foundation (USADF):**

**Links:**

- <http://www.usadf.gov/country-portfolios/>
- <http://www.usadf.gov/countrymap/>

**Timeline:** varies by project, 2013 - 2017

**Locations:** Southwest and North Uganda, see country map link above for information and location of specific grants.

**Activities:** USADF awards small grants for technical assistance and capacity building to cooperatives, community enterprises and grassroots organizations that strengthen local institutions. USADF works with smallholder farmers, the disabled, at-risk youth, women and girls, nomadic populations, and ethnic and religious minorities.

**Contact:** Taibu Nakueira (Country Program Coordinator) | [TNakueira@usadf.gov](mailto:TNakueira@usadf.gov) | Tel: (+256) 414-541836

Additional Feed the Future projects can be found here:

[https://www.usaid.gov/sites/default/files/documents/1860/FTF\\_Uganda\\_Factsheet\\_January\\_2015.pdf](https://www.usaid.gov/sites/default/files/documents/1860/FTF_Uganda_Factsheet_January_2015.pdf)

## Appendix F: Active Non-U.S.-Government-Funded Initiatives in Uganda

### **Agriculture Cluster Development Project**

#### **Links:**

- [http://www-wds.worldbank.org/external/default/WDSPContentServer/WDSP/IB/2015/03/24/000477144\\_20150324123029/Rendered/PDF/PAD9860PAD0P14010Box385454B00OUO090.pdf](http://www-wds.worldbank.org/external/default/WDSPContentServer/WDSP/IB/2015/03/24/000477144_20150324123029/Rendered/PDF/PAD9860PAD0P14010Box385454B00OUO090.pdf)
- <http://www.worldbank.org/projects/P145037/agriculture-cluster-development-project?lang=en&tab=details>

**Timeline:** 2015 - 2022

**Implementer:** Ministry of Agriculture, Animal Industry and Fisheries, funded by the World Bank.

**Locations:** 12 geographic clusters, each covering three districts on average

**Goal:** To raise on-farm productivity, production, and marketable volumes of maize, beans, cassava, rice and coffee in specific geographic clusters.

#### **Objectives:**

- Raise farm and agribusiness incomes while proactively ensuring inclusion among women
- Reach 450,000 farm households by the year 2022
- Benefit 16,000 rice farmers through investments in irrigation schemes
- Improve food security and nutrition in rural and urban areas through intensification of production

**Expected Beneficiaries:** 300 Commodity Cooperative Enterprises representing 3,000 Rural Producer Organizations and 450,000 farming households. Within these households, 180,000 are maize producers, 95,000 are producers of beans, 40,000 are producers of rainfed rice, 110,000 are producers of coffee and 25,000 are producers of cassava.

**Contact:** Vincent Rubarema (Permanent Secretary, Ministry of Agriculture, Animal Industry and Fisheries) | (+256) 414-320-004 | [ps@agriculture.go.ug](mailto:ps@agriculture.go.ug)

### **Agriculture and Rural Finance Programme (AGRUFIN)**

**Links:** <https://www.giz.de/en/worldwide/19361.html>

**Timeline:** 2014 to 2017

**Implementers:** Ministry of Finance, Planning and Development; Bank of Uganda

**Funder:** German Federal Ministry for Economic Cooperation and Development

**Locations:**

**Goal:** Increase access to improved financial services among rural actors in agricultural value chains.

#### **Objectives:**

- Improve the legal framework for financial products available from financial institutions in Uganda
- Enhance the rural and agricultural finance products available from the financial institutions
- Raise the level of financial literacy in rural populations

#### **Activities:**

- Develop financial products through financial intermediaries that address the needs of rural farmers, focusing on value chain development



- Develop information and communication technologies (ICT) that will promote access to financial services
- Provide education on financial literacy through schools, the media, local associations, and informal local groups

**Contact:** Dirk Steinwand | [dirk.steinwand@giz.de](mailto:dirk.steinwand@giz.de)

### **Agricultural Technology and Agribusiness Advisory Service (ATAAS)**

#### **Links:**

- <http://www.worldbank.org/projects/PI09224/agricultural-technology-agribusiness-advisory-services?lang=en&tab=overview>
- [http://www-wds.worldbank.org/external/default/WDSCContentServer/WDSP/AFR/2015/10/26/090224b08316e9fb/1\\_0/Rendered/PDF/Uganda000Agric0Report000Sequence010.pdf](http://www-wds.worldbank.org/external/default/WDSCContentServer/WDSP/AFR/2015/10/26/090224b08316e9fb/1_0/Rendered/PDF/Uganda000Agric0Report000Sequence010.pdf)
- <http://www.naads.or.ug/data/program/2/ATAAS-Project>

**Timeline:** 2011 - 2017

**Implementer:** Ministry of Animal Industry and Fisheries, National Agriculture Research Organization (NARO) and the National Agricultural Advisory Services (NAADS)

**Funder:** The World Bank

**Goal:** To increase agricultural productivity and incomes of participating households by improving the performance of agricultural research and advisory service systems in Uganda.

#### **Objectives:**

- Develop agricultural technologies and strengthen the National Agricultural Research System
- Enhance partnerships between agricultural research and other stakeholders
- Strengthen the national agricultural advisory services
- Support agribusiness services, market linkages and agricultural support services
- Foster better linkages between agricultural research (NARO) and extension services (NAADS)

#### **Activities:**

- Develop improved agricultural technologies
- Invest in long-term PhD and MSc training and capacity building within NARO
- Construct new buildings and rehabilitate existing structures within NARO and NAADS
- Increase the number of new improved seed varieties accessible by farmers
- Increase the number of initiatives for sustainable land management

**Contact:** Joseph Oryokot, Team Leader

## **Enhancing Smallholder Family Nutrition Project**

### **Links:**

- <http://brac.net/uganda-programmes/item/735-agriculture-and-food-security>
- <http://www.worldbank.org/en/news/feature/2015/12/16/a-sweet-potato-solution-to-malnutrition>

**Timeline:** 2012 – 2017

**Locations:** Mbarara and Masaka Districts

**Implementer:** BRAC Uganda

**Funder:** Japan Social Development Fund, The World Bank

**Goal:** To improve the nutrition of an estimated 19,200 vulnerable smallholder households by promoting the cultivation and consumption of nutrient-rich crops, including orange flesh sweet potatoes.

### **Objectives:**

- Improve the nutrition and care practices of children aged 2 years and younger
- Improve the supply chain of biofortified OFSP through vine producers and marketing agents
- Promote the cultivation of OFSP

### **Activities:**

- Demonstration and research plots have been established in Lukaya, Kyotera, Kabwohe and Ibanda
- Variety selections and multiplication of OFSP vines have been completed

**Beneficiaries:** 19,200 smallholder farmers in Mbarara and Masaka Districts

**Contact:** BRAC Uganda, Plot-90, Busingiri Zone, Off Entebbe Road, Nyanam, Kampala, Uganda.

Tel: (+256) 414-270-978 | Email: [mozumder.ak@brac.net](mailto:mozumder.ak@brac.net)

## **The Hunger Project**

**Links:** <http://www.thp.org/our-work/where-we-work/africa/uganda/>

**Locations:** 11 “Epicenters” in Bulamagi, Kenshunga, Kiruhura, Mbale, Namayumba, Iganga, Kiboga, Kiringente, Mbarara, Mpigi and Wakiso

**Goal:** To end hunger and poverty by pioneering sustainable, grassroots, women-centered strategies and advocating for their widespread adoption

### **Activities:**

- Mobilize communities to form microfinance cooperatives
- Implement programs on food security, health and nutrition, water sanitation, literacy and education, and women’s empowerment
- Promote community-driven self-reliant programs that empower members to find viable solutions of providing basic needs

**Contact:** Country Office Tel: +(256) 414-232-060, or contact Country Director Dr. Daisy

Owomugasho by email through <http://www.thp.org/our-work/where-we-work/africa/uganda/contact-uganda/>

## **Lutheran World Relief Projects**

### **Links:**

- <http://programs.lwr.org/africa/uganda/sente>
- <http://programs.lwr.org/africa/uganda/gender>
- <http://programs.lwr.org/africa/uganda/coffee>
- <http://programs.lwr.org/africa/uganda/smart>
- <http://programs.lwr.org/africa/uganda/agresults>

**Projects:** Legume Seeds Pilot, Sustainable Enterprises for Trade Engagement (SENTE), Sustainable Marketing of Arabica through Technology (SMART), Supporting Farming as a Family Business: Gender Equitable Approach

**Locations:** Masaka, Sembabule, Bugiri, Busia, Kapchorwa, Mbale, and Rakai Districts

### **Objectives:**

- Improve the quantity and quality of Arabic coffee produce by over 6,000 smallholder farmers
- Increase the marketing capacity of smallholder bean, coffee and maize farmers in Masaka District
- Identify and address gender-based constraints through marketing, advisory and financial services
- Increase smallholder farmer access to quality, certified legume seeds through private sector investments

**Beneficiaries:** Over 18,000 farmers across all projects

**Contact:** Kenneth Barigye (Country Director) | [kbarigye@lwrearo.org](mailto:kbarigye@lwrearo.org)

## **Mentoring Women for Effective Political Representation**

**Links:** <http://www.uwopa.or.ug/page/projects>

**Timeline:** Ends in 2016

**Implementer:** Uganda Parliamentary Women's Association (UWOPA)

**Goal:** Build the capacity of grassroots women and girls to take up leadership positions both at the local and national levels.

### **Objectives:**

- Mentor 300 women for participation in political leadership at the local and national levels
- Create 4 forums for networking and shared learning among women parliamentarians and women at the local level
- Empower 20 women leaders to mentor aspiring leaders at the local and national levels

**Contact:** [uwopa@parliament.go.ug](mailto:uwopa@parliament.go.ug); [info@uwopa.or.ug](mailto:info@uwopa.or.ug)

## **Uganda Nutrition Action Plan, 2011 – 2016**

**Link:** [http://www.unicef.org/uganda/Nutrition\\_Plan\\_2011.pdf](http://www.unicef.org/uganda/Nutrition_Plan_2011.pdf)

**Locations:** Implemented through all local governments.

**Implementer:** Government of Uganda

**Goal:** To ensure all Ugandans are properly nourished so they can live healthy and productive lives.

### **Objectives:**

- Improve access to and utilization of services related to maternal, infant and young child nutrition
- Enhance consumption of diversified diets
- Protect households from the impact of shocks and other vulnerabilities that affect their nutritional status
- Strengthen the policy, legal and institutional frameworks and the capacity to effectively plan, implement, monitor, and evaluated nutrition programs
- Create awareness of and maintain national interest in and commitment to improving and supporting nutrition programs in the country

**Activities:**

- Promote integration of nutrition services into outreach health programs and services, and scale up community-based nutrition initiatives
- Promote the production and consumption of nutritious foods across all levels of the value chain, including in post-harvest handling and storage
- Promote consumption of bio-fortified foods
- Integrate nutrition in disaster management programs and strengthen early-warning systems to limit shock

**Contact:** Office of the Prime Minister